




## Paxton Star Rhyme

Paxton school is a safe place,  
that is why we think it's ace.  
We work together like a team,  
this is how we reach our dream.  
Achieving our goal is our main quest,  
learn all we can and do our best.  
Respect our teachers, parents and mates,  
that is what makes our school great.



## Paxton Public School

**SAFETY, TEAMWORK, ACHIEVEMENT AND RESPECT**

20 Anderson Ave, Paxton NSW 2325 Ph: 49981278 Fax: 49981848

Email: [paxton-p.school@det.nsw.edu.au](mailto:paxton-p.school@det.nsw.edu.au)

## Information Booklet





Parents, students and teachers  
all striving for the best by  
aiming high.

## School Details

**Address:** Paxton Public School  
20 Anderson Avenue  
Paxton NSW 2325  
**Phone:** 49981278 **Fax:** 49981848  
**Email:** paxton-p.school@det.nsw.edu.au  
**Website:**

## School Times

**Start:** 9.00am  
**Finish:** 3.00pm

**Lunch:** Eating time: 11.00am-11.15am Play time: 11.15am-11.35am  
**Afternoon Tea:** Eating time: 1.20pm-1.30pm Play time: 1.30pm-2.00pm



## Staffing

**Relieving Principal**  
**Teachers:**

Teri Clark  
Corrin Shoesmith  
Kylie Dow  
Aaron O'Driscoll

**Instructional Leader:**  
**School Administrative Manager:**  
**School Learning Support Officers:**

Suzanne Firth  
Leeanne Ledbrook  
Bobbie Orr  
Elissa Ledbrook  
Ally Crossley  
Catherine Lopez  
Kim Swinburn  
Martin Rosser

**School Counsellor:**  
**General Assistant:**  
**Director:**

**Casual Teachers:**

Judith Bainbridge  
Richard French  
Kylie Mexon

## Infectious Diseases

### Chicken Pox

Time from exposure to illness: 2-3 weeks.  
Symptoms: slight fever, runny nose and a rash that begins as raised pink spots that blister and scab. Can be more severe in pregnant women and newborns. Do I need to keep my children home? Yes, for 5 days after the rash first appears and until the blisters have all scabbed over. How can I prevent spread? Immunisation is available for children over 12 months old. It is recommended for people over 12 years who are not immune.

### Conjunctivitis

Time from exposure to illness: 1-3 days. Symptoms: The eye feels scratchy, is red and may water. Lids may stick together on waking. Do I need to keep my child home? Yes, while there is discharge from the eye. How can I help prevent spread? Careful hand washing avoid sharing towels. Antibiotics may be needed.

### Gastroenteritis

Time from exposure to illness: Depends on the cause - several hours to several days. Symptoms: A combination of frequent loose or watery stools, vomiting, fever, stomach cramps, headaches. Do I need to keep my child home? Yes, at least for 24 hours after diarrhoea stops. How can I prevent spread? Careful hand washing with soap and water after using the toilet or handling nappies and before touching food.

### German Measles (Rubella)

Time from exposure to illness: 2-3 weeks.  
Symptoms: Often mild or no symptoms, mild fever, runny nose, swollen nodes, pink blotchy rash that last a short time. Can cause birth defects if pregnant women are infected. Do I need to keep my child home? Yes, for at least 4 days after the rash appears. How can I help prevent spread? Immunisation at 12 months and 4 years of age.

### Glandular Fever

Time from exposure to illness: 4- 6 weeks.  
Symptoms: Fever, headache, sore throat, tiredness swollen nodes. Do I need to keep my child home? No, unless sick. How can I help prevent spread? Careful washing, avoid sharing drinks, food and utensils and kissing.

### Influenza

Time from exposure to illness: 1-3 days. Symptoms: Sudden onset fever, runny nose, sore throat, cough, muscle and headaches. In the event of an immunisation certificate not being produced, your child may be excluded from school if there is an incidence of some of these infections.

### Hand Foot and Mouth disease

Time from exposure to illness: 3-7 days. Symptoms: Mild illness, perhaps with a fever, blister around the mouth on the hands and feet and perhaps the nappy area. Do I need to keep my child home? Yes, until the blisters have dried. How can I help prevent spread? Careful hand washing, especially after wiping noses, using the toilet and changing nappies.

### Head Lice

Time from infestation to eggs hatching: Usually 5-7 days. Symptoms: Itchy scalp, white specks stuck near the base of the hairs, lice may be found on the scalp. Do I need to keep my child home? No, as long as head lice management is ongoing.

### Hepatitis A

Time from exposure to illness: About 2-6 weeks. Symptoms: Often none in small children, sudden fever, loss of appetite, nausea, vomiting, jaundice, (yellowing of skin and eyes) Dark urine, pale stools. Do I need to keep my child home? Yes, for 2 weeks after first symptoms or 1 week after onset of jaundice. How can I help prevent spread? Careful hand washing, close contacts may need to have an injection of immunoglobulin, immunisation recommended for some people.

### Impetigo (School Sores)

Time from exposure to illness: 1-3 days. Symptoms: Small red spots change into blisters that fill with pus and become crusted, usually on the face, hands or scalp. Do I need to keep my child home? Yes, until treatment starts. Sores should be covered with a watertight dressing. How can I help prevent spread? Careful hand washing.





# Infectious Diseases

## Measles

Time from exposure to illness: About 10-12 days until the rash develops. Symptoms: Fever, tiredness, runny nose, cough and sore red eyes for a few days followed by a red blotchy rash that starts on the face and spreads down the body and lasts 4 to 7 days. Do I need to keep my child home? Yes, for at least 4 days after the rash appears. How can I help prevent spread? Immunisation at 12 months and 4 years. Contacts who are not immune should not attend school or work for 14 days.

## Meningococcal disease

Time from exposure to illness: 2-7 days. Symptoms: Sudden onset of fever and a combination of headache, neck stiffness, nausea, vomiting, drowsiness and rash. Do I need to keep my child home? Seek medical help Immediately. Patient will need hospital treatment. How can I help prevent spread? Close contacts should see their doctors urgently if symptoms develop, and may need to have a special antibiotic. Immunisation with Meningococcal C vaccine at 12 months of age.

## Molluscum Contagiosum

Time from exposure to illness: 1-6 months. Symptoms: Multiple small lumps (2-5mm) on the skin that are smooth, firm and round, with dimples in the middle. Lumps in children are mostly on the face, trunk, and upper arms and legs. Symptoms can last 6 months to 2 years. Do I need to keep my child at home? No. How can I help prevent spread? Avoid contact sports when a child has uncovered lumps.

## Mumps

Time from exposure to illness: 14-25 days. Symptoms: Fever swollen and tender glands around the jaw. Do I need to keep my child home? Yes, for 9 days after onset of swelling. How can I prevent spread? Immunisation at 12 months and 4 years of age.

## Ringworm

Time from exposure to illness: Varies may be several days. Symptoms: Small scaly patch on the skin surrounded by a pink ring. Do I need to keep my child home? Yes, until the day after fungal treatment has begun. How can I help prevent spread? Careful hand washing.

## Scabies

Time from exposure to illness: New infections 2-6 weeks. Reinfection 1-4 days. Symptoms: Itchy skin, worse at night. Worse around wrists, armpits, buttocks, groin and between fingers and toes. Do I need to keep my child home? Yes, until the day after treatment has begun. How can I help prevent spread? Close contacts should be examined for infestation and treat if necessary. Wash linen, towels and clothing worn in the past 2 days in hot water and detergent.

## Scarlet Fever

Time from exposure to illness: 1-3 days. Symptoms: Sudden onset sore throat, high fever and vomiting followed by a rash in 12 - 36 hours. Do I Need to keep my child home? Yes, until at least 24 hours of treatment has begun and the child is feeling better. How can I help prevent spread? Careful hand washing. Contacts should see their doctor.

## Slapped Cheek

(Erythema infectiosum, Fifth Disease, Parvovirus B19) Time from exposure to illness: 1-2 weeks. Symptoms: Mild illness, fever, red cheeks, itchy lace like rash and possibly cough, sore throat or runny nose. Can cause foetal disease in pregnant women. Do I need to keep my child home? No, most infectious before the rash appears. How can I help prevent spread? Careful hand washing, avoid sharing drinks.

## Whooping Cough (Pertussis)

Time from exposure to illness: 7-20 days. Symptoms: Starts with runny nose, followed by persistent cough that comes in bouts. Bouts maybe followed by vomiting and a whooping sound as the child gasps for air. Do I need to keep my child home? Yes, until the first 5 days of a special antibiotic have been taken. How can I help prevent spread? Immunisation at 2, 4, 6 and 18 months and 4 years of age. A special antibiotic can be given for the patient and close contacts. Unimmunised contacts may be excluded from child care until the first 5 days of a special antibiotic has been taken.

## Worms

Time from exposure to illness: Several weeks. Symptoms: Itchy bottom. Do I need to keep my child home? No. How can I help prevent spread? Careful hand washing. Whole household should be treated.



# Office Hours

<b>Monday:</b>	8.30am-3.30pm
<b>Tuesday:</b>	8.30am-3.30pm
<b>Wednesday:</b>	8.30am-3.30pm
<b>Thursday:</b>	8.30am-3.30pm
<b>Friday:</b>	8.30am-3.30pm



# Term Dates for 2020

<b>Term 1</b>	Tuesday 28th January to Thursday 9th April		
<b>Term 2</b>	Monday 27th April to Friday 3rd July		
<b>Term 3</b>	Monday 20th July to Friday 25th September		
<b>Term 4</b>	Monday 12th October to Friday 18th December		
<b>SDD-Staff Development Day (student free day) - subject to change</b>			
<b>Term 1</b>	Tuesday 28th January	<b>Term 2</b>	Monday 27th April
<b>Term 3</b>	Monday 20th July	<b>Term 4</b>	Thursday 17th and Friday 18th December

# Commencement of Year

Teachers and staff resume on Tuesday 28th January 2020  
Kindergarten to Year 6 resume on Wednesday 29th January 2020

# School Times

<b>Start:</b> 9.00am	<b>Finish:</b> 3.00pm	
<b>Lunch time:</b>	Eating time 11.00am-11.15am	Play time 11.15am-11.35am
<b>Afternoon Tea:</b>	Eating time 1.20pm-1.30pm	Play time 1.30pm-2.00pm

# Supervision

- A teacher will be on playground duty from 8.30am.
  - When the bell rings at 9.00am they are to sit in their class lines under the COLA area, where their classroom teacher will meet them.
  - At the conclusion of the day classroom teachers will walk students to the gate and supervise students crossing the road. Students are not to leave before a teacher is on duty on the gate.
- There will be no supervision after 3.15pm. If, for some reason you are delayed please ring the school.

# General Requirements

Exercise books and basic writing materials are provided free at school. At the beginning of the school year, each classroom teacher will provide a class newsletter informing parents of other items that will be required. Children should not bring scissors or white-out to school.

# Enrolment in Kindergarten

Children who turn five years of age before 1st August of the year they are eligible to enrol in school. To register your child, you must fill in the Application for Enrolment Form and provide the following documents: birth certificate, immunisation record and relevant health care plans for asthma, anaphylaxis or allergies.

# Transition to Kindergarten

A transition program will begin in the middle of Term 3 and carry through until the end of Term 4.

# Curriculum

- EAfS - we are an Early Action for Success school which means our school is supported through Instructional Leadership in Literacy and Numeracy. Our staff have been trained in the following areas. Language, Learning and Literacy (L3) and Targeted Early Numeracy (TEN) - specialty training to ensure students have a great start to their education, particularly in K-2.
- All students K-6 are plotted in PLAN 2 against the ACARA National Literacy and Numeracy Progressions which ensures learning is differentiated.
- All classroom teachers follow the NSW Education Standards and refer to the NSW Curriculum and syllabuses.
- Students will complete lessons in Mathematics, English, History, Geography, Science and STEM (Science, Technology, Engineering and Mathematics), Creative and Performing Arts (CAPA) - (Music, Visual Arts, Dance and Drama), Personal Development and Physical Education (PDHPE) and languages.
- Weekly homework and home reading will be provided to all students. Classes may send home additional projects during the year.
- Students in Years 3 and 5 will complete NAPLAN in Term 2 of each year.

# Curriculum Related Activities

- Books for Holidays— on the last day of each term, students will receive a free book to take home to encourage them to read over the holidays.
- Science Competition - During Science Week, students will have the opportunity to showcase an experiment they have been working on at home. Prizes will be given for the most exciting experiments.
- Bookweek— In Term 3 of each year, the school will hold a book week parade where students and staff have the opportunity to dress up as their favourite character from a book. Parents and caregivers are invited to attend and our P&C host a fundraiser BBQ lunch.
- Public Speaking Competition—each year we participate in the regional speaking competition which involves an in class competition, a school final as well as a regional final.
- Regional Spelling Bee - each year Stages 2 and 3 participate in the Regional Spelling Bee which involves an in class competition, a school final as well as a regional final.
- Agricultural Day - K-6 students will attend an Agricultural Day at Mount View High School.

# Voluntary School Contributions

We encourage the payment of a voluntary school contribution to cover the day-to-day cost of resources provided in school. The fee is \$20 per student, or \$30 per family and can be paid at the office, or online in Term 1 of each year.

# Canteen

The school canteen is run by the P&C Association and is open every Friday and is staffed by parent volunteers. If you are able to spare some time on a Friday to help out please let the office know or a P&C Representative know the date/s when you are free. Canteen menus and order slips are sent out at the start of term or when they are updated. Canteen orders are to be handed into the office Friday morning by 9am.



# Year 6 Fundraiser Ice-Blocks

Year 6 students sell ice-blocks at recess each day all year round. Ice-blocks range in price from 30c to \$1. This is to raise money for their end of year activities.




# Mobile Phones & Valuable Toys/Items

Mobile phones, devices and tablets are not permitted to be brought to school. If students need a mobile phone, due to travel to and from school, this needs to be approved by the Principal and handed in at the office each day. We encourage students not to bring toys to school because they can be lost, become broken and often distract students from learning. Students may bring toys or special items for class news or activities, which will be under the direction of the classroom teachers.

# P&C Information

P&C meetings will be held once a month at the school. Notice will be given for these meetings. Parents and caregivers are encouraged to attend whenever possible. The P&C fundraise for our school on a number of occasions, including; Mother’s Day, Father’s Day and Grandparent’s Day, an annual Trivia Night and Book Week.





# Student Attendance

Parents are asked to ensure children attend school on a regular basis. Regular school attendance will help your child to succeed in later life. Attending school every day makes learning easier for your child and helps children to build and maintain friendships with other children. If your child doesn't learn the basic skills in the early years of school, they may develop learning problems in later years.

## Absences

Each child's attendance is recorded in a class roll which is perused by the Department's Home School Liaison Officer. SMS messages are sent out every day to the preferred contact if your child is absent from school. If your child is absent parents and carers may explain the either in person, by phone , text or in writing.

## Late Arrivals

All children should be present at school when the bell rings at 9.00am. Late arrivals, that is, children who arrive at school after the bell, should report to the office. Students will be issued with a "Late Arrival" slip which will be needed to be presented to the classroom teacher.

## Early Leavers Pass

If a child needs to be excused from school early, you are asked to call at the office where you will be issued with an Early Leavers Pass which will need to be presented to the classroom teacher. Children will not be released without this pass.

## Home School Liaison Officer

Where attendance at school is a problem, the school principal and/or a Home School Liaison Officer will work with families, schools and students to improve a child's attendance. Schools are continually being asked to remind parents that attendance at school for children is a legal obligation.


# Money Collection

Throughout the year, money is collected at school as payment for excursions, camp and other special activities. All permission notes and money for school activities and excursions are due as stated on the note supplied.

When money is brought to school for various purposes, the correct amount should be placed in an envelope which clearly states your child's name, class and purpose for the money. All money is to be handed into the office or placed in the permission notes letterbox in the office. It may not always be possible to issue a receipt on the spot however, receipts will be sent home at the earliest opportunity.

# Student Banking

The Commonwealth Bank provides a school banking service for our students. Account application forms will be sent to all new Kindergarten students in their information packs and forms are also available from the office. Students hand their deposit books into the school office on Fridays, books are then returned to the children in class.



# School Assemblies

School assemblies are held on Wednesdays of Weeks 3, 6 and 9 of every term from 2:30-3:00pm. Depending on the weather, they will either be under our COLA or in the demountable classroom to the right of the administration building. In Week 3, K12 will present an item or work samples, in Week 6, 234 and in Weeks 9, 456. This will remain the same each term. At our assemblies, merit awards are presented for exceptional classwork or behaviour, home reading, PBL, special awards and a Principal award will be handed out. We encourage parents and caregivers to come along and celebrate in the successes of our students.



# Sporting Activities

Whole-school sport is currently on every Monday with the focus changing each term. We are fortunate to be a part of the Sporting Schools Grant Initiative which allows for expert agencies to come in and teach our students specific sporting skills in areas they may not usually get to experience. Sports that we have participated in recently have included PCYC Gymnastics, PCYC Athletics, 'Dance to be fit' and Milo Cricket. Whole-school PE is carried out 3 days per week between 1:00 - 1:20pm. This is run by our sport's leaders and is a great way to keep our students active. Students in Years 3-6 will have various opportunities to participate in PSSA and small schools competitions throughout the year. Students in Years 1-6 will also participate in Intensive Swimming in Term 4 of each year.

# Library

Students will have the opportunity to borrow a book from the library each week. At present, we have in-class libraries where books of interest are borrowed in bulk from our library room in the 456 classroom. When students enrol in the school, they will be provided with a Paxton Public School library bag.

# Fruit Break

We encourage fruit break in all classrooms during the morning session, usually around 10:15am. Please provide fruit or vegetables that is easy for your children to open and eat in a short period of time.



# Religious Instruction (Scripture)

Scripture classes are taken by visiting volunteers from religious denominations and are conducted twice a term. If you do not wish your child to participate in these lessons, please advise by letter to the Principal or School Administrative Manager.



# Excursions

**Combined Small Schools Excursions:** We combine with Millfield, Kitchener and Congewai to ensure that students are given the true camp experience. Students will be given the opportunity to attend an overnight excursion in Stage 2 (Years 3 and 4) as well as a two night excursion in Stage 3 (Years 5 and 6).

**School Excursions:** K-2 will attend a one day excursion related to their curriculum each year. Examples of excursions in the past have been Tocal Agriculture College, The Reptile Park, a transport excursion and Oakvale Wildlife Park.

**Extra K-6 excursions** will occur throughout the year, for example, PBL excursions, cultural excursions, KLA excursions, surf life-saving, author visits and end of year activities.



# Learning Support

Our classes are supported by an Instructional Leader as well as a number of School Learning Support Officers (SLSOs). Our small class numbers ensure students receive programs based on their individual learning needs. Personalised learning is managed through the implementation of individual goals, identified by classroom teachers, students and their parents/caregivers every term.

# Reporting Schedule

Students receive two Academic Reports per year, one for Semester One (at the end of Term 2) and one for Semester Two (at the end of Term 4). Parent Teacher interviews will occur shortly after the reports have been sent home. Parents and caregivers are welcome to schedule additional meetings at any stage throughout the year. Please speak with your child’s regular classroom teacher.

# School Counsellor

Our School Counsellor, Mrs Catherine Lopez is in our school once per fortnight. Referrals can be initiated by the classroom teacher, students or parents. Please speak with your child’s teacher if your child would like to speak with the counsellor. You are also welcome to make an appointment with the counsellor to discuss any concerns. Please speak to the Principal to arrange this.

# Emergency Procedures

Continuous short bursts for 1 minute = lockdown

Continuous bell for 1 minute = evacuation



# School Uniform

Girls

Summer Uniform

Navy Blue Skorts or Shorts

School Shirt

School Tunic Dress

Winter Uniform

Navy Blue Tracksuit Pants

School Shirts

School Jacket/Navy Blue Jumper

Boys

Summer Uniform

Navy Blue Shorts

School Shirt

Winter Uniform

Navy Blue Tracksuit Pants

School Shirts

School Jacket/Navy Blue Jumper

Hats

Bucket Hats

School Caps

The following school uniform items are for sale from the school office:

School Shirts \$24.00

School Hats/Caps \$13.00

School Jackets \$38.50



Marking of Belongings

All children’s property should be marked clearly with the child’s full name. All care is taken but the responsibility for the care of property rests with the child. If you child has lost property, please check the class-



# Positive Behaviour for Learning (PBL) continued

Negative behaviours are recorded in SENTRAL (our online database) by the classroom teachers and/or the Principal. Records are checked daily to ensure behaviours can be followed up in a timely manner. Students who receive a red or yellow card will not be able to qualify for the PBL reward for that same term.

## PBL Rewards

Students who demonstrate exemplary behaviour for the term will be rewarded with a special celebration in school and will receive an individual letter to commemorate their success for the term. Example rewards include; pizza lunches, fish and chips day, free ice-cream, extended play, movie afternoons and discos. At the end of the year, students who have received all 4 PBL rewards will receive a special PBL badge for that year.



## PBL Awards

At every assembly, one PBL award will be given to a member from each class. This special award is for students who have demonstrated exceptional Paxton Star behaviour over the 3 weeks between assemblies. Students are awarded with a \$5 canteen voucher and a merit certificate.

## Merit Awards

Merit awards are also given out at every assembly. Each classroom teacher will pick 3 students who have demonstrated academic achievement, citizenship or exemplary behaviour. When students enrol at Paxton Public School, they will be given a merit certificate wallet where they can keep their merit certificates. For every 10 merit awards, students will be awarded with a gold award.

## Reading Awards

We encourage home reading through our annual home reading program. Every student will receive a reading log, some tips for reading at home and a reading pouch at the beginning of every school year. Reading awards will be given at assemblies and can be counted as a merit certificate.

25, 50, 75, 125, 150, 175 nights reading = Assembly Award

100 nights = Assembly Award and Book Prize

200 nights = Assembly Award and Book Prize



# School Community Charter

All NSW Public Schools follow the NSW Government School Community Charter.



## School Community Charter

**Collaborative. Respectful. Communication.**



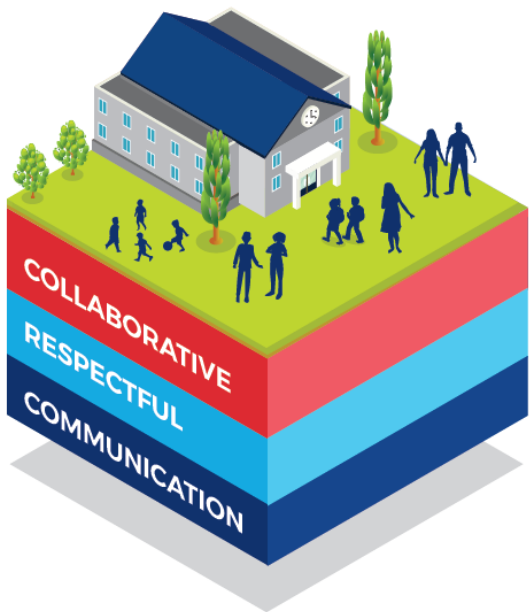
We work in partnership to promote student learning.



We treat each other with respect and fairness.



We communicate in a positive and constructive manner.



### Respectful communication is a right

In all workplaces people have the right to feel safe and respected. Unacceptable and offensive behaviour has no place in our school communities.

#### Unacceptable behaviour:

- Aggressive or intimidating actions, such as violence, threatening gestures or physical proximity.
- Aggressive or intimidating language, including the use of obscenities, making sexist, racist or derogatory comments or using a rude tone.
- Treating members of the school community differently due to aspects such as their religion or disability.
- Inappropriate and time wasting communication.

**We all play a part**



**School Community Charter**

[education.nsw.gov.au](http://education.nsw.gov.au)

# Department of Education Core Rules

All NSW Public Schools follow the Core Rules which are outlined in the Student Discipline in NSW Government Schools policy.

## THE CORE RULES

All students in NSW government schools are expected to:

Attend every school day, unless they are legally excused, and be in class on time and prepared to learn.

Maintain a neat appearance, including adhering to the requirements of the school’s uniform or dress code policy.

Behave safely, considerately and responsibly, including when travelling to and from school.

Show respect at all times for teachers, other school staff and helpers, including following class rules, speaking courteously and cooperating with instructions and learning activities.

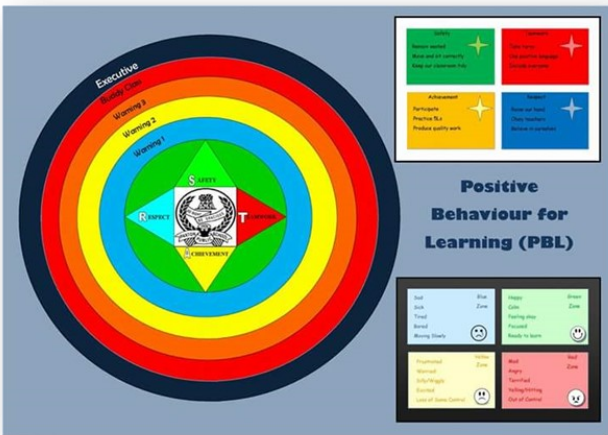
Treat one another with dignity and respect.

Care for property belonging to themselves, the school and others.

Behaviour that infringes on the safety of others, such as harassment, bullying and illegal or anti-social behaviour of any kind, will not be tolerated.

# BEHAVIOUR MANAGEMENT

## Positive Behaviour for Learning (PBL)



**Safety**  
Hands and feet to self  
Safe walking  
Safe playing  
Right place, right time

**Teamwork**  
Take turns  
Positive language  
Include others

**Achievement**  
Participate  
Practice 6LS  
Do your best

**Respect**  
Listen to others  
Speak nicely  
Believe in yourself

In each classroom we have a **PBL chart** that is used to monitor the behaviour of our students. We use the Zones of Regulation to try and connect our feelings to our actions. Students are encouraged to share their feelings with their teachers and peers, to help reduce negative behaviours and to assist in having a better day!

### Zones of Regulation

**Green Zone** – happy and ready to learn

**Blue Zone** – moving slowly

**Yellow Zone** – loss of some control

**Red Zone** – unable to control emotions

We use our **PBL Core Values of Safety, Teamwork, Achievement and Respect (STAR)** to ensure all students are having the best day possible. If students forget to use their Paxton Star behaviour, they will progress through the classroom chart. Teachers record this daily.

## Yellow and Red Cards

When students reach black on the PBL chart, the Principal will issue a yellow card. Red cards will be issued at the Principal's digression for unacceptable behaviour. The Department of Education Suspension policy will be followed and can be found at:

[https://education.nsw.gov.au/policy-library/associated-documents/leaflet\\_1.pdf](https://education.nsw.gov.au/policy-library/associated-documents/leaflet_1.pdf)

**Example Yellow Card Behaviours:** disturbing others, threatening others, teasing others, disrupting others, not on time, not on task, inappropriate language, property damage, disobedience.

**Example Red Card Behaviours:** violence, absconding, bullying, intimidating, repeated refusal to work, repeatedly disrupting lessons, offensive language, verbal abuse, repeated defiance, theft, racism or property damage.

